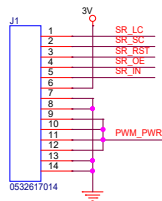
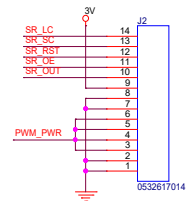


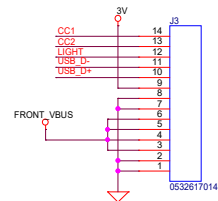
INPUT CONNECTOR



OUTPUT CONNECTOR

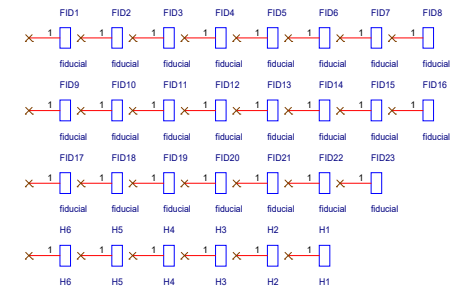
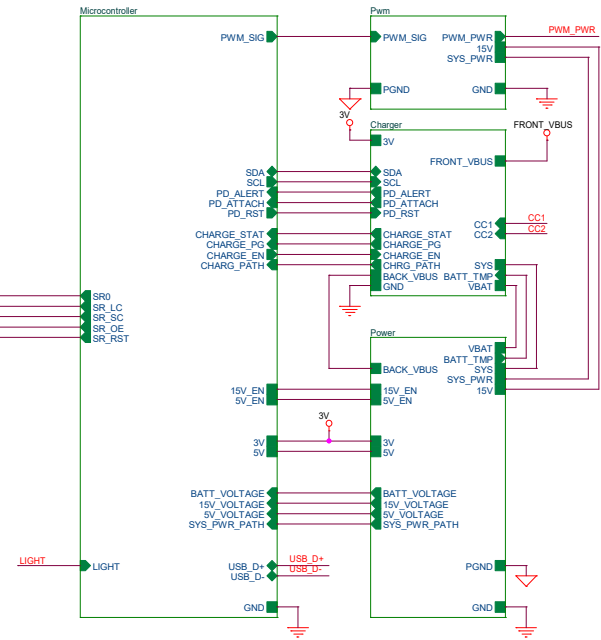


BOTTOM PCB CONNECTOR



TEST POINTS:

- TP1 - Front/Back USB power
- TP2 - SYS power output
- TP3 - Alert output from PD IC
- TP4 - KBAND sensor digital output
- TP5 - KBAND sensor analog1 output
- TP6 - 3V output from regulator
- TP7 - 15V output from regulator
- TP8 - 5V output from regulator
- TP9 - VBAT/BACK USB power (SYS_PWR)
- TP10 - Attach output from PD IC



| | | |
|-------|---------------------------|---------------|
| Title | | |
| Size | Document Number | Rev |
| C | | 1.0 |
| Date: | Sunday, December 27, 2020 | Sheet 1 of 10 |