



DS Series products Firmware Upgrade Procedure

Date: 11.26.2013

Solution:

System requirements:

IBM compatible PC
WINRAR software
An USB (flash) drive

Important

- If you choose to perform an upgrade and your unit is damaged, Rigol is not responsible for the repair or shipping costs. The User assumes all responsibility.
- Before the upgrade, please contact RIGOL Technical and Support Department to confirm whether the current firmware version can be upgraded to the target version.
- There is no firmware upgrade available if your current firmware version is below 02.04. Doing an update despite you have a lower version will damage your Scope seriously.

Pre-requisites

Verify the USB (flash) drive that can be recognized by a Rigol oscilloscope (e.g. DS1102E) as follows:

- When the oscilloscope is powered up, insert the USB drive (WITHOUT update file) into the USB (Host) port which is located in the front of the oscilloscope.



- When it prompts “USB device install success”, it indicates the flash drive is recognized by the scope, as shown in Figure 1.

- Otherwise the USB drive is not compatible with the oscilloscope ^{Note 1}.

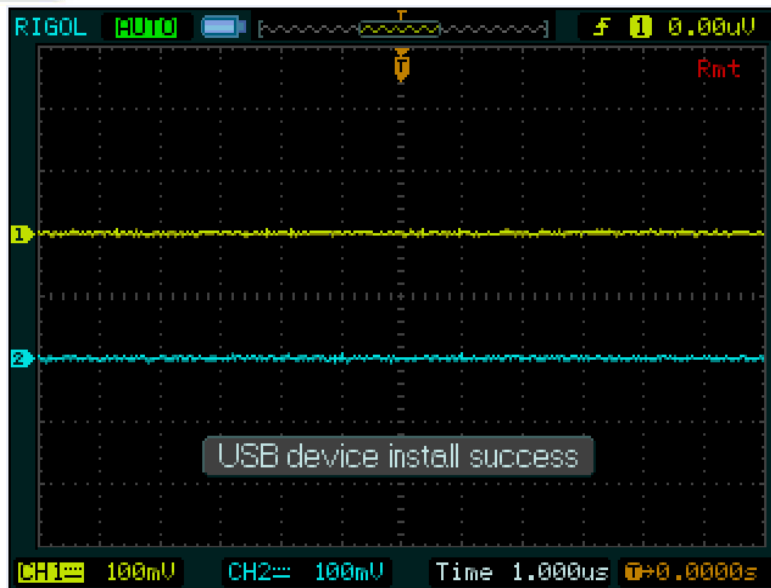


Figure 1

DS1000 Upgrade Steps

1. With the help of your computer, decompress the upgrade software (RAR) files and place them in the top directory of the USB drive.
2. Inserts the flash into the USB (Host) port of the oscilloscope, and it will
 - Prompt “examine the higher/lower-version software, upgrade or not?”
 - Choose “OK” to activate the automatic installment process, as shown in Figure 2.

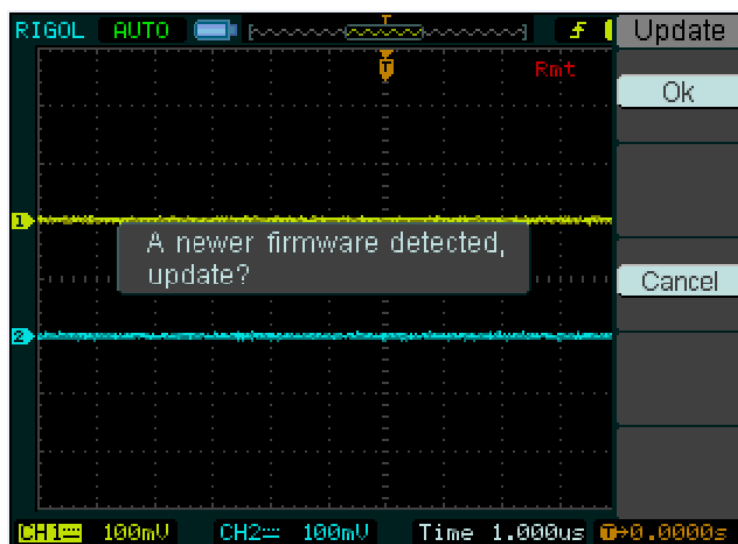


Figure 2



3. *Important*

During the installation process, please do not disturb or remove the USB drive, and make sure the power supply is stable; otherwise, it may corrupt the firmware and cause the oscilloscope to be unusable, and require factory support^{Note 2}.

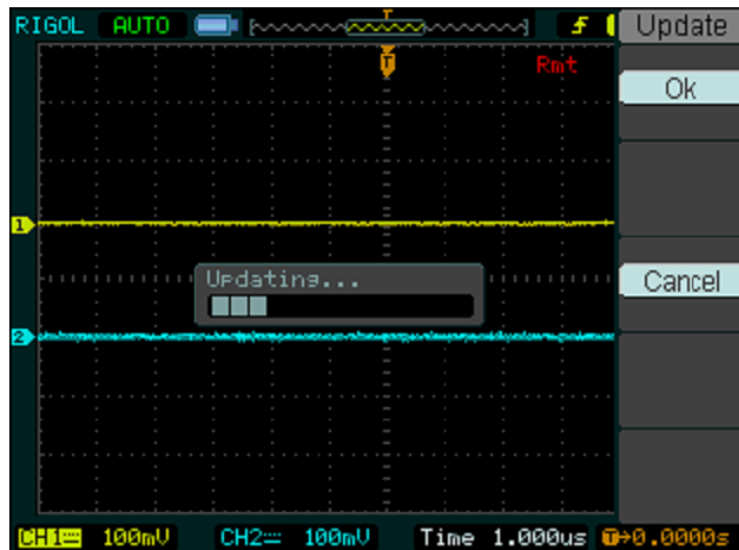


Figure 3

4. When the upgrade is completed, the machine will automatically restart, please perform the self-calibration. (Please refer to the user manual for the self-calibration procedure).

NOTE:

1. Brand, and memory size dependent, not all USB drives in the market are compatible with Rigol products.
2. Service charges may be required, regardless of validity of warranty, if upgrade is not an necessity of bugs, application failure, system feature malfunctioning.



Headquarters

RIGOL TECHNOLOGIES, INC.

No.156,Cai He Village,

Sha He Town,

Chang Ping District, Beijing,

102206 P.R.China

Tel:+86-10-80706688

Fax:+86-10-80705070

Email: support@rigol.com

USA

RIGOL TECHNOLOGIES,USA INC.

7401 First Place, Suite N

Oakwood Village

OH 44164, USA

Toll free: 877-4-RIGOL-1

Office: (440) 232-4488

Fax: (216)-754-8107

Email: info@rigol.com

EUROPE

RIGOL TECHNOLOGIES GmbH

Lindbergh str. 4

82178 Puchheim

Germany

Tel: 0049- 89/89418950

Email: info-europe@rigol.com